

International Standard



433

INTERNATIONAL ORGANIZATION FOR STANDARDIZATION • МЕЖДУНАРОДНАЯ ОРГАНИЗАЦИЯ ПО СТАНДАРТИЗАЦИИ • ORGANISATION INTERNATIONALE DE NORMALISATION

Conveyor belts — Branding

Courroies transporteuses — Marquage

First edition — 1982-04-01

iTeh STANDARD PREVIEW
(standards.iteh.ai)

[ISO 433:1982](#)

<https://standards.iteh.ai/catalog/standards/sist/9e996ed8-ba49-4fe9-8aac-4048fa84c68d/iso-433-1982>

UDC 621.867.2 : 006.063

Ref. No. ISO 433-1982 (E)

Descriptors : belts, conveyor belts, marking.

Price based on 4 pages

Foreword

ISO (the International Organization for Standardization) is a worldwide federation of national standards institutes (ISO member bodies). The work of developing International Standards is carried out through ISO technical committees. Every member body interested in a subject for which a technical committee has been set up has the right to be represented on that committee. International organizations, governmental and non-governmental, in liaison with ISO, also take part in the work.

Draft International Standards adopted by the technical committees are circulated to the member bodies for approval before their acceptance as International Standards by the ISO Council.

International Standard ISO 433 was developed by Technical Committee ISO/TC 41, *Pulleys and belts (including veebelts)*, and was circulated to the member bodies in May 1980.

It has been approved by the member bodies of the following countries :

Australia	Ireland	South Africa, Rep. of
Austria	Italy	Spain
Canada	Japan	United Kingdom
China	Netherlands	USA
France	Norway	USSR
Germany, F. R.	Poland	Yugoslavia
India	Romania	

The member bodies of the following countries expressed disapproval of the document on technical grounds :

Denmark
Sweden

This International Standard cancels and replaces ISO Recommendation R 433-1965, of which it constitutes a technical revision.

Conveyor belts — Branding

1 Scope and field of application

This International Standard specifies the characteristics of branding of conveyor belts as :

- indications to be marked;
- dimensions of the marks;
- position of the marks.

2 References

ISO 283, *Full thickness tensile strength and elongation of conveyor belts — Specifications and method of test.*

ISO 284, *Conveyor belts — Electrical conductivity and method of test.*

ISO/R 340, *Flame resistance of conveyor belts — Specifications and method of test.*¹⁾

ISO 3166, *Codes for the representation of names of countries.*

3 Definitions

3.1 full width belting : Conveyor belting originally made to the width at which it is intended to be installed.

3.2 slab belting : Conveyor belting made in a wide slab for slitting into the width at which it will be installed.

4 Indications to be marked

The indications to be marked are shown below, in the order in which they appear in the marking :

4.1 The standard value of the **breaking strength** at full thickness, in the longitudinal direction, expressed in newtons per millimetre determined according to ISO 283.

4.2 A letter identifying the **basic property**, in accordance with the following codes :

Letter	Basic property	Corresponding ISO standard
F	Flame resistance with and without cover	ISO 340
J	Flame resistance with covers	ISO 340
E	Electrical conductivity (static electricity)	ISO 284
S	Flame resistance with and without covers and electrical conductivity (static electricity)	ISO 340 ISO 284
K	Flame resistance with covers and electrical conductivity (static electricity)	ISO 340 ISO 284

4.3 The last two figures of the year of manufacture.

4.4 A letter (or letters) identifying the manufacturer in his own country. Below these letters, and without requirements as to dimensions, the manufacturer's country (see ISO 3166).

4.5 These indications may be supplemented by not more than five characters not standardized, intended to complete the identification of the belts (serial number of the belt length for example). If provision is made for applying a national standard, its number may be written below or alongside the other marks, without requirements as to dimensions.

5 Dimensions and position of marks

5.1 Dimension of marks

Height : 20 to 80 mm

Depth of impression : for belts of not less than 2 mm cover thickness : 1,5 mm maximum.

1) At present at the stage of draft. (Revision of ISO/R 340-1963.)

5.2 Position of marks

Unless otherwise specified, marks should be placed (vulcanized or moulded) on the carrying surface of the conveyor belt.

5.2.1 Full width belts

Alternately, approximately 100 mm from the left-hand edge and 100 mm from the right-hand edge, this distance referring to the part nearest the edge.

The following practical disposition is recommended.

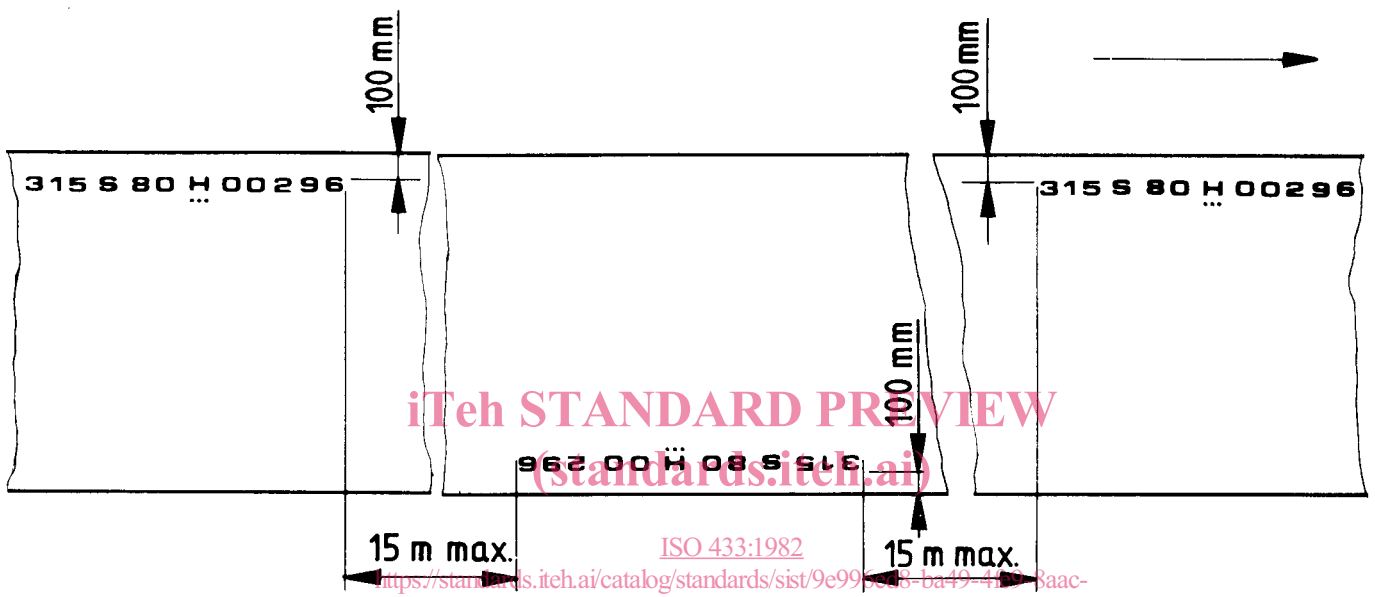


Figure 1

5.2.2 Slab belts

In the case of slab belts, the marking shall be carried out in the transverse direction on the belt width, having always a spacing of 15 m maximum.

The marking should be of such a size that it is repeated several times across the belt width so that full marks appear on narrower belts cut from slabs.

The following practical dispositions are recommended (figures 2a) and 2b)).




Figure 2a)

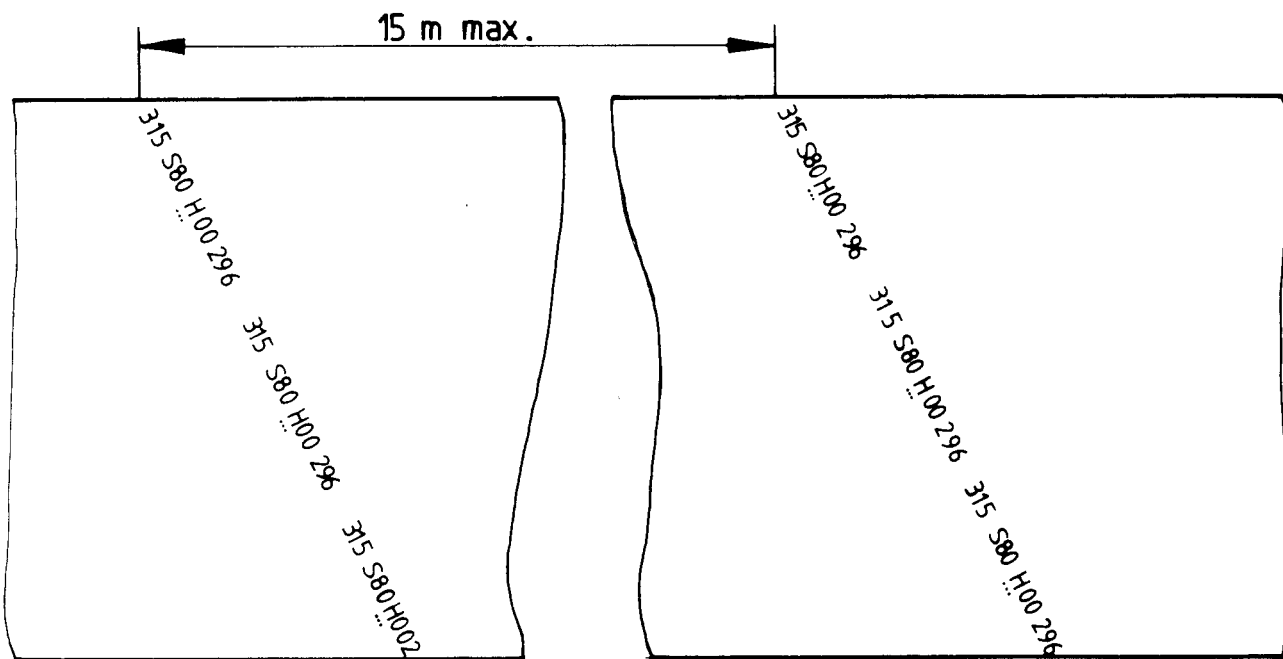


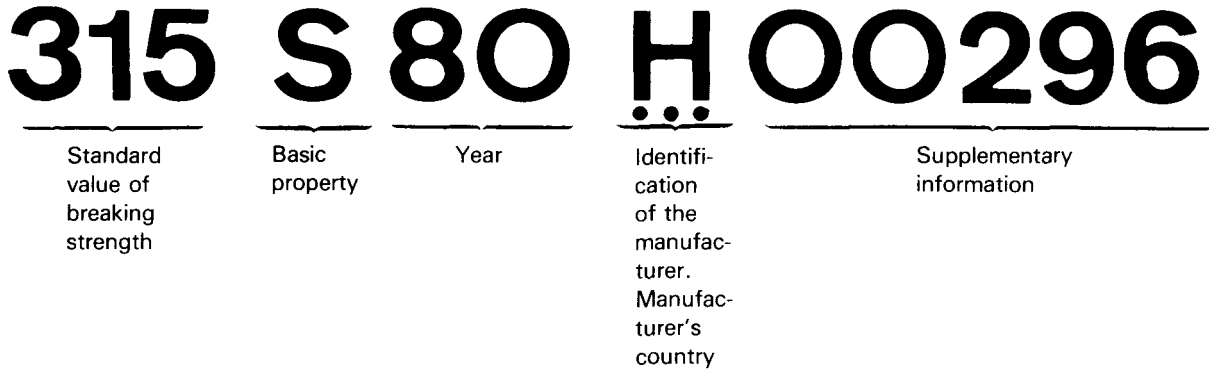
Figure 2b)

NOTE — In order to avoid moulded irregularities in the load carrying part of the belt surface, transverse markings may be vulcanized on rubber label strips.

5.2.3 Outside of the belt on the side plates of the roll, painted marking (marking at this place is optional).

5.2.4 On the roll mandrel, painted marking (marking at this place is optional).

6 Example of branding



iTeh STANDARD PREVIEW
(standards.iteh.ai)

ISO 433:1982

<https://standards.iteh.ai/catalog/standards/sist/9e996ed8-ba49-4fe9-8aac-4048fa84c68d/iso-433-1982>

iTeh STANDARD PREVIEW
(standards.iteh.ai)

ISO 433:1982

<https://standards.iteh.ai/catalog/standards/sist/9e996ed8-ba49-4fe9-8aac-4048fa84c68d/iso-433-1982>

iTeh STANDARD PREVIEW
(standards.iteh.ai)

ISO 433:1982

<https://standards.iteh.ai/catalog/standards/sist/9e996ed8-ba49-4fe9-8aac-4048fa84c68d/iso-433-1982>